


# Evaluation of the 2016 C<sup>2</sup> Pipeline College Warriors Experience



THE CENTER FOR URBAN STUDIES



## Presentation Overview

- I. Highlights from Evaluation Findings
- II. Conclusions and Recommendations
- III. Detailed Survey Results

# Results from Student Pre- and Post-Program Surveys

## Student Surveys

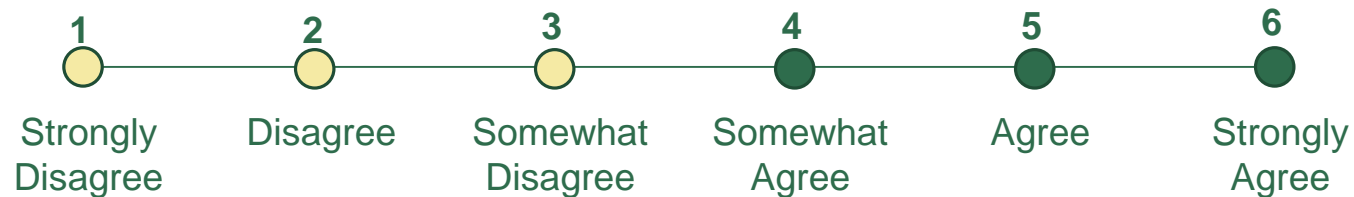
Completed Pre-Program Survey	Completed Program	Completed Post-Program Survey
52	51	50

- All participants completed the pre-program survey as part of the application process.
- 98% of participants who completed the program completed a post survey.
- All participants had completed at least 9<sup>th</sup> grade:
  - 29 rising 12<sup>th</sup> graders
  - 19 rising 11<sup>th</sup> graders
  - 4 rising 10<sup>th</sup> graders
- Students came from 22 area high schools
  - 79% (41 out of 52) of participants were at 13 sites of the C<sup>2</sup>P afterschool program

## Student Survey Instrument

The student survey, taken both before and after the program, consisted of:

- A series of statements focused on the following areas:
  - Preparing for college
  - Career choices
  - Knowledge about health careers
  - Thoughts on teamwork
  - Wayne State campus and Detroit
- Students were asked to indicate, on a scale of 1 to 6, how much they agreed or disagreed with each.



- Open-ended questions about students' planned choices for college/university, major, and career

# Highlights from Student Survey Results

Three findings were found to be statistically significant\*, all related to the program's expected outcomes.

## **Confidence in deciding to go to college**

Q1: I am confident that my decision to go to college is the right thing for me.

## **Understanding of career in health**

Q18: I have an understanding of what it is like to work in a health career.

## **Steps needed to become a health professional**

Q19: I am not sure what steps I would need to take to become a health professional.

\* Based on paired responses, from the 50 participants who completed pre- and post-program surveys.

## Confidence in deciding to go to college

At post-program, rising 10<sup>th</sup> and 11<sup>th</sup> graders reported feeling less (statistically significantly) confident about their decision to go to college.

Q1: I am confident that my decision to go to college is the right thing for me.

	n	Pre-Program Mean Response	Post-Program Mean Response	Statistically Significant
All	50	5.70	5.40	
Rising 10 <sup>th</sup> and 11 <sup>th</sup> graders	23	5.74	5.13	Yes
Rising 12 <sup>th</sup> graders	27	5.67	5.63	not significant



Related outcome:

Participants will have more knowledge of college life, study skills, admissions, and financial aid.

## Understanding of career in health

At post-program, rising 12<sup>th</sup> graders reported increased (statistically significantly) understanding of what it is like to work in a health career.

Q18: I have an understanding of what it is like to work in a health career.

	n	Pre-Program Mean Response	Post-Program Mean Response	Statistically Significant
All	50	4.14	4.74	
Rising 10 <sup>th</sup> and 11 <sup>th</sup> graders	23	4.09	4.35	not significant
Rising 12 <sup>th</sup> graders	27	4.19	5.07	<b>Yes</b>



Related outcome:

Participants will be more ready to select career path



## Steps needed to become a health professional

At post-program, rising 10<sup>th</sup> and 11<sup>th</sup> graders were less unsure (statistically significantly) about the steps needed to become a health professional.

Q19: I am **not** sure what steps I would need to take to become a health professional.

	n	Pre-Program Mean Response	Post-Program Mean Response	Statistically Significant
All	50	3.62	2.92	
Rising 10 <sup>th</sup> and 11 <sup>th</sup> graders	23	3.91	2.70	Yes
Rising 12 <sup>th</sup> graders	27	3.37	3.11	not significant



Related outcome:

Participants will be more ready to select career path

## Statistically Significant Findings 2014 to 2016

	2014	2015	2016
<b>Confidence in the decision to go to college</b>	n/s	↓	↓
Breaking away from family will be more difficult in college	n/s	↑	n/s
Knowing how to apply to colleges	n/s	↑	n/s
<b>Understanding what it is like to work in health career</b>	↑	↑	↑
<b>Being unsure of the steps to become a health professional</b>	↓	n/s	↓
Agreeing healthcare is better with collaboration for other fields	↑	n/s	n/s
Feeling safe on the WSU Campus	↑	n/s	n/s
Wanting to live on campus	↓	n/s	n/s
Liking working on a team	↓	n/s	n/s

Percent agreeing statistically significantly **increased** ↑ or **decreased** ↓ from pre- to post-program.

**n/s**: not statistically significant

# Results from Parent Survey

## Parent Surveys

Students Completed Post-Program Survey	Matched Parent Responses
50	40

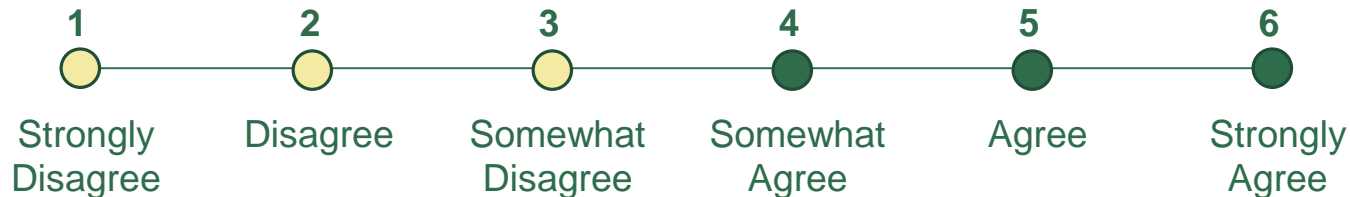
- 51 students completed the program:
  - **98%** (n=50) completed the post-program survey.
    - **80%** (n=40) of their parents completed the post-program survey also gave feedback.

Overall feedback was positive. Written comments included:

- ❖ *I am a WSU alum - good experience for my grand daughter. Go WSU!!!*
- ❖ *Great program; great staff; wonderful experience*
- ❖ *Thank you for her experience. I notice she did mature some.*

## Parent Survey Instrument

- A series of statements focusing on the following areas:
  - Expectations and preparedness
  - Wayne State campus and Detroit/Midtown
  - The C<sup>2</sup> Warriors College Experience
- Parents were asked to indicate, on a scale of 1 to 6, how much they agreed or disagreed with each statement.



- Questions about the information that parents believed students gained during the program, information students still needed, and information parents still needed.
- Questions about whether the program changed the parents' impressions of Wayne State University and Detroit or Midtown.

## Highlights from the Parent Survey Results

Parents viewed the IPE program positively. **All** (N=40) agreed that:

- the program helped their child better understand day-to-day college life;
- the program helped their child better understand the academic requirements of college; and
- after the program, their child was more ready for college.

## Highlights from the Parent Survey Results

Parents had favorable impressions of Wayne State. **All** (N=40) agreed that:

- WSU has a strong academic program;
  - attending WSU would benefit their child; and
  - they feel comfortable walking around WSU.
- 
- **90%** of parents (36 out of 40) reported that the program improved their impression of Wayne State.
  - **65%** (26 out of 40) reported that the program improved their impression of Detroit or Midtown.

## Highlights from the Parent Survey Results (cont.)

While **nearly all** (39 out of 40) parents reported that they expected that their child would go to college and that college was the right thing for them,

- **33%** (13 out of 40) worried their child was not academically ready for college;
- **43%** (17 out of 40) reported that they did not know about scholarships to help pay for college expenses; and
- **63%** (25 out of 40) felt they did not have the financial resources to send their child to college.



# Conclusions and Recommendations

## Findings from Survey Results

Findings from the evaluation surveys indicated that the program was reaching several of its expected outcomes:

- Students reported:
  - Greater understanding of what it is like to work in a healthcare career; and
  - Being less unsure about the steps to become a health professional.
  
- Parents reported:
  - High ratings for the IPE program; and
  - Improved impressions of Wayne State and of Detroit or Midtown.

## Opportunities Identified by Evaluation

The program also has opportunities to refine operations:

- At post-program, rising 10<sup>th</sup> and 11<sup>th</sup> grade students reported being less confident about their decision to go to college.

Staff can consider how to support younger students:

- as they transition to independence;
- to increase both their academic skills and confidence in their abilities; and
- to envision how to build on their work in the IPE program to their efforts in high school and beyond.

## Opportunities Identified by Evaluation (cont.)

- To help address parent concerns students are not academically ready for college and parent perception of additional information needed by students, staff can:
  - continue working with the students in the afterschool programs, covering topics such as:
    - personal finance and budgeting;
    - college costs and scholarships; and
    - careers and success after college.
  
- Parents also identified information they felt that they still needed, such as choosing a good college for their child's needs and goals, understanding the costs of college, applying for financial aid, and scholarships.
  - C<sup>2</sup> Pipeline could consider supplementing the afterschool program with a parent education component to address these areas.

# Detailed Results from Student Pre- and Post- Program Surveys





# Preparing for College

		Average Response	
		Pre – Program (N=52)	Post-Program (N=50)
1.	<b>I am confident that my decision to go to college is the right thing for me.*</b>	5.67	5.40 ↓
2.	I am having a hard time breaking away from my family, and attending college will make the situation worse.	2.42	2.34 ↓
3.	I have some serious misgivings about going to college.	2.13	2.20 ↑
4.	My family and I talk about my college and career plans.	4.88	4.98 ↑

\* statistically significant



## Preparing for College

		Average Response	
		Pre – Program (N=52)	Post- Program (N=50)
5.	I know how to apply for colleges.	4.17	4.00 
6.	I know the admission requirements for the colleges I want to attend.	4.08	3.84 
7.	I have the financial resources that I need to go to college.	3.15	3.58 
8.	I plan to complete the FAFSA (Free Application for Federal Student Aid).	5.15	4.80 



## Preparing for College





		Average Response	
		Pre – Program (N=52)	Post- Program (N=50)
9.	I know about various scholarships that could help me pay for college.	4.42	4.38
10.	I want to live on campus during my college years.	4.96	4.96
11.	I feel prepared to deal with all the new experiences that come with being in college.	5.06	5.00
12.	I will need better study habits than I have right now so I can do well in college.	4.75	4.90
13.	I am convinced that I will eventually master concepts in my academic courses that might be difficult to understand at first.	5.04	5.26

1 Strongly Disagree    2 Disagree    3 Somewhat Disagree    4 Somewhat Agree    5 Agree    6 Strongly Agree





## Career Choices

		Average Response	
		Pre – Program (N=52)	Post- Program (N=50)
14.	I have chosen a major and I feel confident about my decision.	4.65	4.44 
15.	I am very confused about what career I should have.	2.75	2.50 
16.	I have found at least one career that seems to fit well with my personality and interests.	5.19	5.02 
17.	I have made a firm decision to enter a certain career and have begun planning my life around that decision.	4.48	4.42 



# Knowledge About Health Careers

		Average Response	
		Pre – Program (N=52)	Post-Program (N=50)
18.	<b>I have an understanding of what it is like to work in a health career.*</b>	4.15	4.74 
19.	<b>I am not sure what steps I would need to take to become a health professional.*</b>	3.62	2.92 

\* statistically significant



## Thoughts On Teamwork

		Average Response	
		Pre – Program (N=52)	Post-Program (N=50)
20.	I like working in a team with people.	4.71	4.88 ↑
21.	I can work well with others as a team.	5.15	5.12 ↓
22.	Teamwork is important in solving health problems.	5.17	5.26 ↑
23.	Health care is better when there are people from different fields working together.	5.10	5.30 ↑



# Wayne State Campus And Detroit

		Average Response	
		Pre – Program (N=52)	Post-Program (N=50)
24.	I think Wayne State University has a strong academic program.	5.00	5.16 
25.	I think attending Wayne State University could help me reach my career goals.	4.81	4.86 
26.	I feel comfortable walking around the Wayne State campus.	4.98	5.18 
27.	Midtown Detroit has a lot to offer to students.	4.75	5.10 
28.	There are many great activities in Detroit for young people.	4.77	4.98 
29.	I enjoy spending time in Detroit.	5.00	5.18 



## Percentage of Students Who Listed Wayne State as One of Top Choices for Colleges

	Pre-Program (N=52)	Post-Program (N=50)	
Wayne State as first choice	46.2%	44.0%	↓
Wayne State as one of the top three choices	82.7%	82.0%	↓

## Percentage of Students Who Listed a Field in STEM/HEALTH

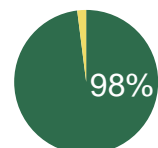
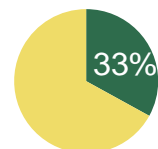
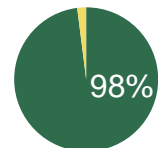
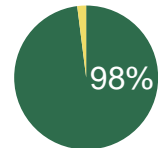
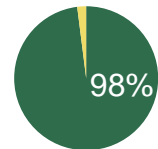
	Pre-Program (N=52)	Post-Program (N=50)	
STEM/Health Major	80.8%	76.0%	↓
STEM/Health Career	76.9%	64.0%	↓

# Detailed Results from Parent Surveys

# Expectations And Preparedness

Question		Average Response
1.	I expect that my child will graduate high school on time.	5.68
2.	I expect that my child will go to college.	5.58
3.	I feel that college is the right thing for my child.	5.48
4.	I worry that my child is not ready for college academically.	2.58
5.	My child and I talk about college and career plans.	5.43

■ Agree  
■ Disagree

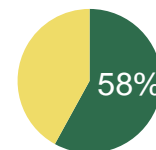
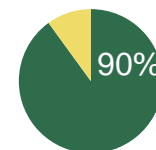
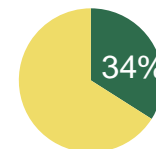
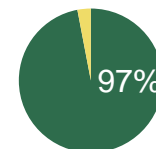
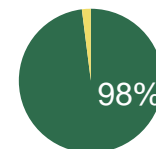




## Expectations And Preparedness

	Question	Average Response
6.	I know what kinds of things I can do to help my child be ready for college.	5.13
7.	I am helping prepare my child for college.	5.41
8.	Our family has the financial resources to send my child to college.	3.00
9.	I plan to complete the FAFSA (Free Application for Federal Student Aid) with my child.	5.25
10.	I know about various scholarships that could help our family pay for my child's college expenses.	3.63

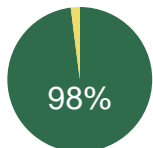
■ Agree  
■ Disagree



# Wayne State Campus and Detroit

Question	Average Response
11. I think Wayne State University has a strong academic program.	5.50
12. I think attending Wayne State University would benefit my child.	5.33
13. I feel comfortable walking around the Wayne State campus.	5.28
14. I feel that my child is safe around the Wayne State campus.	5.18

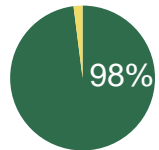
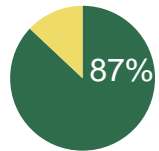
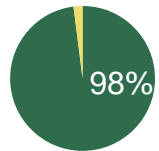
■ Agree  
■ Disagree



# Wayne State Campus and Detroit

Question	Average Response
15. Midtown Detroit has a lot to offer to students.	5.05
16. There are many great activities in Detroit for young people.	4.69
17. I enjoy spending time in Detroit.	5.05

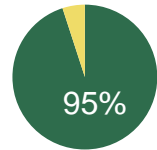
■ Agree  
■ Disagree



# C<sup>2</sup> Pipeline Warriors College Experience

Question		Average Response
18.	My child and I have talked about their time at the C2 Pipeline Warriors College Experience.	5.50
19.	I think the C2 Pipeline Warriors College Experience helped my child better understand day-to-day college life.	5.68
20.	I think the C2 Pipeline Warriors College Experience helped my child better understand the academic requirements of college.	5.58
21.	After the program, I feel like my child is more ready for college.	5.40

■ Agree  
■ Disagree



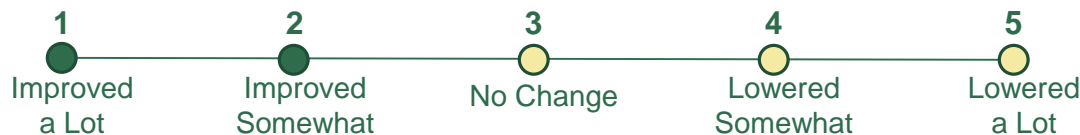
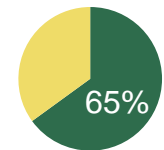
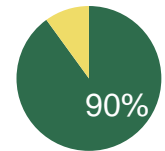
## C<sup>2</sup> Pipeline Warriors College Experience

	<b>The C<sup>2</sup> Pipeline Warriors College Experience has helped my child better understand...</b>	<b>I feel my child still needs more information on...</b>	<b>I feel that I still need more information on...</b>
Applying to colleges	63%	43%	20%
Choosing a good college for his or her needs and goals	60%	48%	15%
Understanding the costs of college	45%	60%	25%
Scholarships	50%	50%	43%
Applying for financial aid	45%	50%	38%
Planning for career and success after college	55%	45%	25%

# C<sup>2</sup> Pipeline Warriors College Experience

	Question	Average Response
23.	How did the C <sup>2</sup> Pipeline Warriors College Experience change your impressions of Wayne State University?	1.50
24.	Has the C <sup>2</sup> Pipeline Warriors College Experience changed your impressions of Detroit or Midtown?	2.08

■ Improved  
■ No Change or Lowered



# Evaluation of the 2016 C<sup>2</sup> Pipeline College Warriors Experience



Evaluation Team Member	Phone	Email
Asmara Afework	577-5742	asmara@wayne.edu
Charo Hulleza	577-8831	c.hulleza@wayne.edu
Alicia Streater	993-7736	astreater@wayne.edu
Luna Xuan	577-8994	lunaxuan@wayne.edu

THE CENTER FOR URBAN STUDIES

